

PRINTING YOUR MAGNETIC BOOKMARK

PRINTING

FOR THE MOST VIBRANT AND HIGH-QUALITY PRINTS, I USE 8.5” X 11” **PREMIUM 28LB** PAPER TO ENSURE SHARP DETAILS AND RICH COLORS.


OVERLAY OPTIONS

- ENHANCE YOUR ARTWORK WITH A UNIQUE FINISH:
- HOLOGRAPHIC OVERLAY – THE ONLY OVERLAY THAT CAN BE PRINTED ON DIRECTLY. BLACK AND DARK COLORS WILL STAND OUT BEST, WHILE LIGHTER COLORS MAY BE LESS VISIBLE DUE TO THE HOLOGRAPHIC EFFECT.
 - GLOSSY OR MATTE LAMINATION – ADDS EXTRA DURABILITY AND PROTECTION TO BOTH THE FRONT AND BACK OF YOUR MAGNETIC BOOKMARKS.
 - SPARKLE OVERLAY – A SUBTLE SHIMMERING EFFECT THAT ENHANCES ARTWORK WITH A SPARKLING FINISH.
 - STARRY OVERLAY – A SCATTERED STAR-LIKE EFFECT THAT GIVES YOUR DESIGN A CELESTIAL GLOW.
 - GLITTER OVERLAY – A TEXTURED, EYE-CATCHING OVERLAY THAT ADDS A LAYER OF SPARKLING DETAIL TO YOUR BOOKMARK.


ADDITIONAL NOTES:

- WATER RESISTANCE – LAMINATED OPTIONS OFFER ADDED PROTECTION AGAINST MOISTURE AND WEAR.
- TEXTURE VARIATIONS – EACH OVERLAY PROVIDES A DISTINCT FEEL; GLOSSY OFFERS A SMOOTH SHINE, WHILE MATTE GIVES A SOFT-TOUCH FINISH.
- COLOR CONSIDERATIONS – OVERLAYS CAN SLIGHTLY ALTER HOW COLORS APPEAR; HOLOGRAPHIC OVERLAYS WORK BEST WITH DARKER TONES, WHILE SPARKLE AND GLITTER EFFECTS ENHANCE VIBRANT AND BOLD DESIGNS.


STEP 1: CHOOSE A BASE OVERLAY (FRONT IMAGE OPTION ONLY)




GLOSSY OVERLAY




MATTE OVERLAY




GLITTER OVERLAY



SPARKLE OVERLAY



RAINBOW OVERLAY



HOLOGRAPHIC OVERLAY

ADDED FOR EXTRA THICKNESS

STEP 2: ADD A OVERLAY FOR ADDED PROTECTION (FRONT & BACK)



GLOSSY OVERLAY




MATTE OVERLAY

ADDED FOR EXTRA THICKNESS AND PROTECTION

STEP 3: SUBMIT YOUR ART WORK AS A PNG, PDF OR JPEG



ART WORK



MIDDLE CONNECTOR

I WILL EDIT, AND COMPOSE YOUR ARTWORK TO FIT THE NEEDS OF YOUR BOOKMARK.

I WILL ADD A STROKE OVERLAY TO YOUR ARTWORK. (THE WHITE BORDER AROUND THE ART WORK)

IF YOU WOULD LIKE AN IMAGE ON THE MIDDLE CONNECTOR, JUST INCLUDE THE ART WORK WITH YOUR DESIGN.


STEP 4: CUSTOM TAG OPTION

CUSTOM TAGS ARE AVAILABLE!

TAG DIMENSIONS ARE (WIDTH) 2.90” (HEIGHT) 3.5”.
(NEED A DIFFERENT SIZE? FEEL FREE TO CONTACT)

IF YOU’D LIKE A CUSTOM TAG FOR YOUR BOOKMARK, YOU’LL NEED TO SUBMIT ARTWORK FOR THE TAG AS WELL.

IF YOU PROVIDE YOUR TAG DESIGN, I CAN RESIZE IT TO FIT THE REQUIRED DIMENSIONS. FOR DOUBLE-SIDED TAGS, PLEASE INCLUDE THE BACK DESIGN. IF YOU HAVE A UPC OR SKU, SUBMIT THE CODE, AND I’LL ADD IT TO YOUR TAG IF NEEDED. THIS TAG FITS MY CLEAR PACKAGING



CARD STOCK WEIGHT

SUBMIT THE NECESSARY ART NEEDED TO COMPLETE YOUR PROJECT